



**MINI HARDTOP.
MINI CONVERTIBLE.
MINI CLUBMAN.**



HANDLES LIKE A GO-KART. ONLY WITH MUCH NICER FEATURES.

Let's look at a few of the many features that make a MINI so, well, MINI.



THE ALL-NEW MINI CONVERTIBLE. OPEN 24/7.

Get behind the wheel, experience the enhanced performance and unique features that are always open.



CARVING CORNERS COMES STANDARD.

Wide track, long wheelbase and low center of gravity – it all adds up to pure go-kart handling.



LEAVE YOUR PRECONCEPTIONS AT THE DOOR.

The MINI Cooper S Clubman, with unique Clubdoor on the right-side and Split Rear Barn Doors.



DON'T TAKE SLOW FOR AN ANSWER.

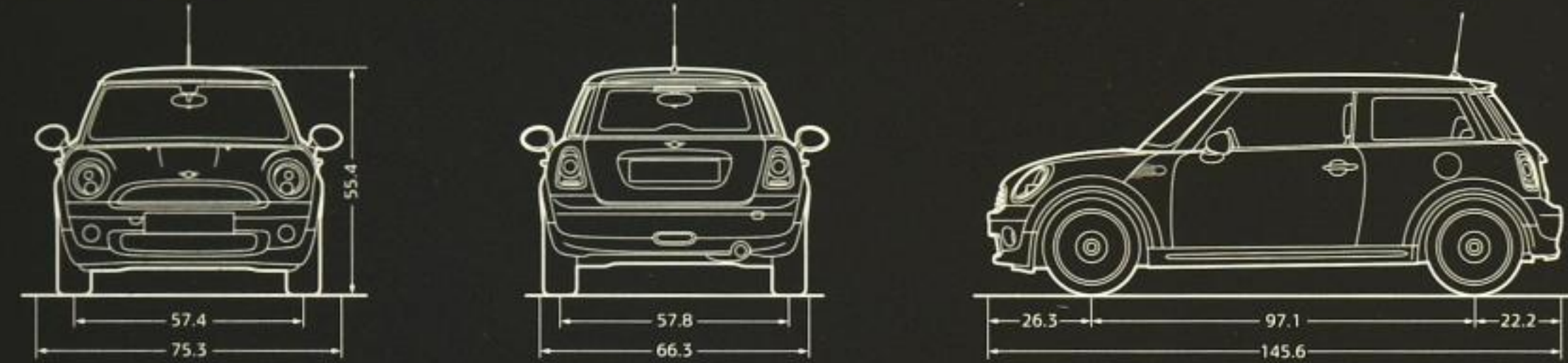
The MINI Cooper S has a powerful 172 horsepower, twin-scroll turbocharged engine that motors from 0–60 in just 6.7 seconds.

PROVING THAT SAFETY AND SMALL CAN CO-EXIST.

The MINI Convertible has four standard airbags, an active roll-over protection bar and Dynamic Stability Control.

MINI COOPER HARDTOP. MINI COOPER S HARDTOP.

MINI COOPER.



MINI COOPER S.



All figures in inches.

There is a generous amount of interior space, and the seats adjust to give a perfect fit for passengers.



The optional navigation system with 16:9 LCD monitor guides you to your destination with a combination of voice directions, arrows and/or maps.



There are five different surface finishes for the instrument panel available on each model. These can be combined with four Color Line colors for the knee roll and the armrests in the doors.

TECHNICAL

		MINI COOPER HARDTOP	MINI COOPER S HARDTOP
Unladen weight	lbs	2,546	2,668
Displacement	liters	1.6	1.6
Max. output/max. revs	hp/rpm	118/6,000	172/5,500
Max. torque/revs	ft lbs/rpm	114/4,250	177/1,600-5,000
Acceleration 0-60 mph	seconds	8.5 [9.7]	6.7 [6.9]
Acceleration 0-1/4 mile	seconds	16.6	15.1
Top speed	mph	126	139
Fuel consumption - city*	MPG	28	26
Fuel consumption - hwy*	MPG	37	34
Fuel consumption - combined*	MPG	32	29
Cargo capacity (with seats down)**	cu. ft.	24	24
Tank capacity (approx.)	Gallon	13.2	13.2
No Cost Maintenance		3 years/ 36,000 miles	3 years/ 36,000 miles

All figures relate to vehicles with the standard 6-speed manual transmission.

Figures in square brackets relate to vehicles with 6-speed automatic transmission.

* EPA estimate. Actual mileage will vary with options, driving conditions, driving habits and vehicle operation.

** Varies between 5.7-24 cubic feet depending on whether all, half or none of the rear backrest is folded down.



Contrast roof in White



Contrast roof in Black




Roof in body color

ROOF COLORS AND OPTIONS


- Contrast roof in Black, mirror caps in High-Gloss Black
- Contrast roof in White, mirror caps in High-Gloss White
- Roof in body color, mirror caps in body color
- Visit MINIUSA.COM to check out available roof graphics

The MINI is available in a variety of metallic and non-metallic colors. We apologize if this makes picking a favorite difficult.

NON-METALLIC COLORS



Pepper White



Chili Red



Mellow Yellow




Oxygen Blue¹

METALLIC COLORS




Sparkling Silver



British Racing Green



Pure Silver



Nightfire Red¹



Horizon Blue



Dark Silver²



Midnight Black




Laser Blue²

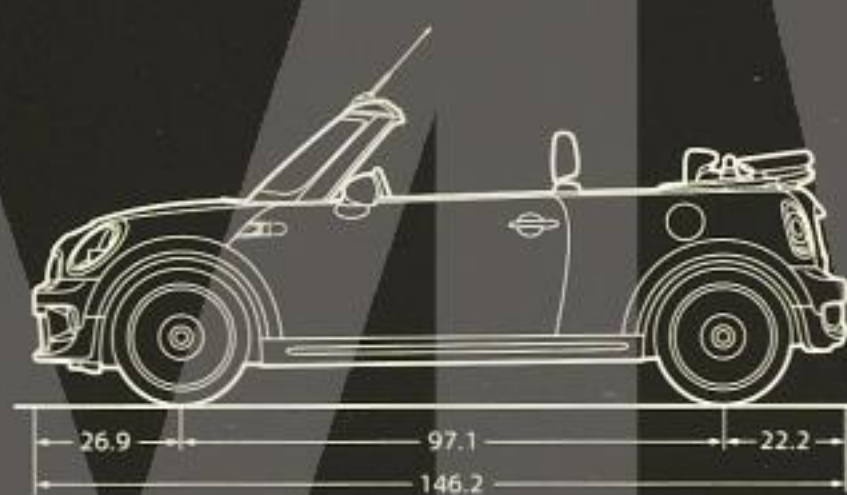
¹ Only available for MINI Cooper Hardtop.
² Only available for MINI Cooper S Hardtop.

MINI COOPER CONVERTIBLE. MINI COOPER S CONVERTIBLE.

MINI COOPER CONVERTIBLE.



MINI COOPER S CONVERTIBLE.



All figures in inch.



The all-new MINI Convertible comes with a 3-in-1 roof and sunroof feature. We suggest you dress aerodynamically before motoring.



The roll-over bar behind the headrests is fully retractable, and the soft top folds away without the need for dedicated boot space.



How Open are you? The new Openometer gauge keeps track of exactly how long you've spent with the top down.

TECHNICAL DATA

		MINI COOPER CONVERTIBLE	MINI COOPER S CONVERTIBLE
Unladen weight	lbs	2,745	2,855
Displacement	cc	1,598	1,598
Max. output/max. revs	HP/rpm	118/6,000	172/5,500
Max. torque/revs	lb-ft/rpm	114/4,250	177/1,600-5,000
Acceleration 0-60 mph	seconds	8.9	7.0
Acceleration 0-1/4 mile	seconds	16.9	15.3
Top speed	mph	124	138
Tank capacity (approx.)	gallons	13.2	13.2
No Cost Maintenance		3 years/ 36,000 miles	3 years/ 36,000 miles

All figures relate to vehicles with the standard 5-speed manual transmission or standard 6-speed manual transmission.



Soft top in Black



Soft top in Hot Chocolate



Soft top in Denim Blue

SOFT TOP COLORS

- Black available as standard
- Hot Chocolate available as an option
- Denim Blue with silver effect available as an option

If you want to ensure your MINI Convertible is truly one-of-a-kind, you're in luck. From your choice of exterior to upholstery to soft-top and more, there are over a million possible custom combinations. That's a lot of ways to make your MINI Convertible 100% "You".

NON-METALLIC COLORS



Pepper White



Chili Red



Interchange Yellow

METALLIC COLORS



Hot Chocolate¹



Sparkling Silver



British Racing Green



Horizon Blue



Midnight Black



Pure Silver



Nightfire Red¹



Dark Silver²



Laser Blue²

¹ Only available on MINI Cooper Convertible.
² Only available on MINI Cooper S Convertible.

MINI COOPER CLUBMAN. MINI COOPER S CLUBMAN.

MINI COOPER CLUBMAN.



MINI COOPER S CLUBMAN.



All figures in inches.

Quick access to the rear cargo area of the MINI Clubman is easy using the Split Rear Barn Doors at the back of the car, with the two halves opening one after the other.



Twice as nice – the elliptical door trim, featuring the speakers, storage compartment and armrest, is found in the rear of the MINI Clubman too.



Welcome to the club. The rear Clubdoor opens backwards for extra-easy access to the rear seat.

TECHNICAL

		MINI COOPER CLUBMAN	MINI COOPER S CLUBMAN
Unladen weight	lbs	2,723	2,855
Displacement	liters	1.6	1.6
Max. output/max. revs	hp/rpm	118/6,000	172/5,500
Max. torque/revs	ft lbs/rpm	114/4,250	177/1,600–5,000
Acceleration 0–60 mph	seconds	8.9 [10.2]	7.0 [7.2]
Acceleration 0–¼ mile	seconds	16.9	15.3
Top speed	mph	125	139
Fuel consumption – city*	MPG	28	26
Fuel consumption – hwy*	MPG	37	34
Fuel consumption – combined*	MPG	32	29
Cargo capacity (with seats down)	cu. ft.	32.8	32.8
Tank capacity (approx.)	Gallon	13.2	13.2
No Cost Maintenance		3 years/ 36,000 miles	3 years/ 36,000 miles

All figures relate to vehicles with the standard 6-speed manual transmission.

Figures in square brackets relate to vehicles with 6-speed automatic transmission.

* EPA estimate. Actual mileage will vary with options, driving conditions, driving habits and vehicle operation.

** Varies between 9.2 – 32.8 cubic feet depending on whether all, half or none of the rear backrest is folded down.

In addition to body color and interior choices, there are several custom combinations for your roof and C-pillar. Depending on the model and exterior color, the following options are available: roof in body color/C-pillar in Black, roof in body color/C-Pillar in Silver, roof in Black/C-Pillar in Black, roof in Silver/C-pillar in Silver.



Choose from a wide range of metallic and non-metallic colors for your MINI Clubman.

NON-METALLIC COLORS



Pepper White



Chili Red



Mellow Yellow¹

METALLIC COLORS



Hot Chocolate



Sparkling Silver



British Racing Green



Horizon Blue



Midnight Black



Pure Silver



Nightfire Red¹



Dark Silver²



Laser Blue²

¹ Only available on MINI Cooper Clubman.

² Only available on MINI Cooper S Clubman.

RECYCLING.

Recycling is central to the MINI philosophy. Many of the materials used in its manufacture are selected because they can be used in a sustainable and environmentally friendly way. We have been working on this approach since 1994 at the BMW Group Recycling and Disassembly Center in Munich.

WARRANTY.

At MINI, our commitment to quality and customer satisfaction is clearly demonstrated by a 4-year/50,000-mile New Passenger Car Limited Warranty, and a 12-year/unlimited-mileage warranty against rust and corrosion perforation.

MINI ROADSIDE ASSISTANCE PROGRAM.

The MINI Owner experience continues out on the road. You are only a toll-free call away. MINI's Roadside Assistance Program is available 24 hours a day anywhere in the United States, Canada and Puerto Rico. The program offers Emergency Service Calls (Battery boost, fitting of the spare tire, free delivery to a vehicle out of gas, lock-out service, towing), Trip interruption Benefits, Traffic Accident Services & Benefits and Travel Planning Services.

NO COST MAINTENANCE.

Included as standard in the price of your vehicle is No Cost Maintenance. This service is included for 3 years/36,000 miles and is determined by the service interval indicator.

BMW AG

For more information visit MINIUSA.COM

© 2009 MINI, a division of BMW of North America, LLC. The MINI name, model names and logo are registered trademarks. All illustrations and specifications are based on the latest product information. MINI reserves the right to make changes without notice. The model year designation on any particular model may be longer or shorter than 12 months. Some vehicles pictured may contain non-U.S. and/or optional equipment.

Performance data is based on BMW AG test results. Actual acceleration results may vary, depending on specification of vehicle, road and environmental conditions, testing procedures and driving style. Remember to obey the speed limits. At MINI we try hard to be accurate; however, mistakes happen and things change. Therefore, we do not assume any liability for the accuracy or completeness of the information presented.

See your authorized MINI Dealer for complete terms and conditions on warranty and No Cost Maintenance. No Cost Maintenance covers all factory-recommended maintenance, as determined by the service interval indicator for 3 years or 36,000 miles, whichever comes first. Visit the Contact Us & FAQ page on MINIUSA.COM for details about MINI Roadside Assistance.

BRO 2009 AG FAMILY R57, R56, R55 293K - 0109