



**MINI COOPER CLUBMAN.  
MINI COOPER S CLUBMAN.**





**A NEW BREED HITS THE STREETS.  
MINI CLUBMAN. THE OTHER MINI.**

The MINI Clubman is here. Its shooting-brake design combines extraordinary looks and outstanding performance with something not many cars possess these days: character.





Welcome to unadulterated go-kart feeling. The long wheel-base, short overhangs, wide track and low centre of gravity ensure you stay glued to the road, and turn every corner into an experience to savor.



**A STRAIGHT IS JUST A WAY OF GETTING TO THE  
NEXT CORNER.**





The MINI Clubman features active safety systems that kick in at the first sign of trouble. Fitted as standard, Dynamic Stability Control (DSC) counteracts vehicle instability, such as that caused by front-axle wheelspin. It does so by intervening in the engine management, and applying braking force to individual wheels at front and rear as necessary to ensure that power is transferred to the tarmac with maximum efficiency at all times.



**SAFETY MEANS THAT MOTORING IN ALMOST  
ALL TYPES OF WEATHER YOU'RE COVERED.**





## THE TECHNOLOGY BEHIND THE FEELING.

**SINGLE-JOINT SPRING-STRUT FRONT AXLE.** Where the fun begins. Two drive shafts of equal length in the front suspension minimize the extent to which the drive train interferes with the steering, and optimize the car's cornering, acceleration and braking.

**MULTIPLE-CONTROL-ARM REAR AXLE.** Unique in a car of this class, ensuring optimum contact between the wheels and the road, for the best possible traction. Aluminium construction keeps weight to a minimum and increases agility.

**RACK-AND-PINION STEERING.** A turn for the better. Electronic power assist ensures outstanding steering response, with the driver receiving precise and involving feedback. The stiffness of the steering wheel adjusts to the speed of the car, for easier steering at low and high speeds alike. For maximum comfort, it is only 2.4 turns from full lock to full lock.





## SAFETY FEATURES ARE NOT OPTIONAL EXTRAS.

**BODY.** The body of the MINI Clubman has been reinforced at strategic points, guaranteeing extreme torsional rigidity for an exceedingly robust passenger compartment. The aim is to deliver the perfect combination of comfort, acoustics and protection.

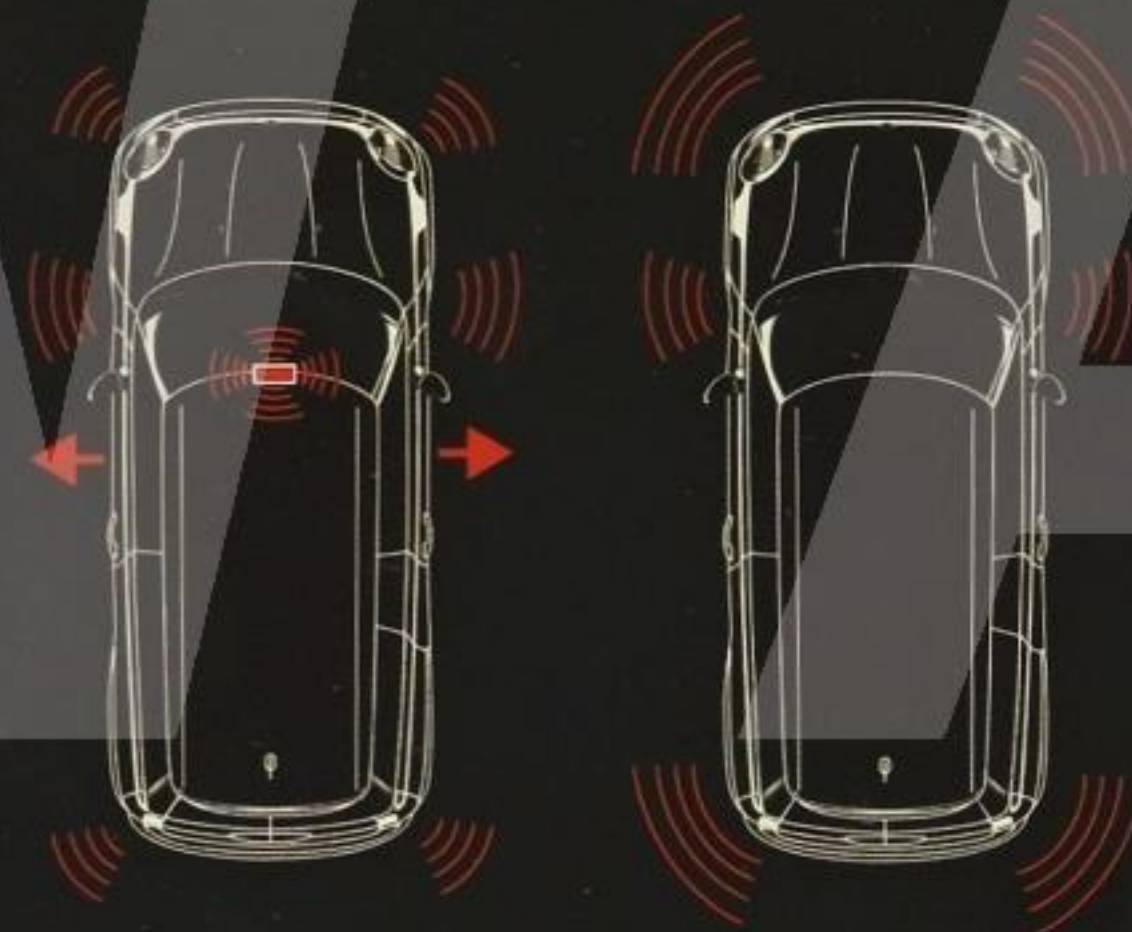


**SUSPENSION.** The combination of a single-joint spring-strut front axle and a multiple-control-arm rear axle with wide track and a low centre of gravity results in the unmistakable MINI feeling: stable, agile, with excellent cornering ability at all speeds, plus superb traction and outstanding safety.



**MULTIPLE RESTRAINT SYSTEM.** The Multiple Restraint System will automatically deploy the appropriate airbags in the event of a severe impact, and unlock the doors to allow easier access to the occupants. Interior and hazard lights are also automatically switched on.

**ALARM SYSTEM** (optional). A siren sounds and the hazard lights are switched on if anyone attempts to move or break into the vehicle.



**RUNFLAT TECHNOLOGY.** The runflat tires (available for 16-inch rims and above) are designed in such a way that the car can keep driving in the event of a sudden loss of tire pressure. Even with a completely flat tire, it can continue for up to 80 miles at speeds as high as 50 mph.\*

\* spare tire fitted on MINI Cooper Clubman only.

**RUNFLAT INDICATOR.** A warning light in the cockpit alerts the driver in the event of loss of tire pressure.





## DESIGN THAT'S STREETS AHEAD.

A triumph from top to bottom. The roof of the MINI Clubman features raised dune lines at the sides which provide dynamic tension when seen from the rear, and an elegant sweeping curvature from the side. The sporty looks are further enhanced by a wide selection of light-alloy wheels, including a MINI Clubman exclusive, the 5-Star Pace Spoke design in the 7J x 17-inch size with 205/45 R17 tires.



Open wide! The MINI Clubman features a unique door design that is as practical as it is distinctive. The Clubdoor on the right-hand side opens backwards, giving a bigger opening for passengers to get in and out, while the two halves of the Splitdoor at the rear open separately, one after the other, for easy access to the luggage compartment.



# LET YOUR SENSE OF STYLE BE YOUR GUIDE.

The MINI Clubman is available in a wide choice of exterior colors, including the new and exclusive Hot Chocolate Metallic. And there are many different ways you can combine these with the roof and C-pillar colors on the different models. The mirror caps, by the way, are always the same color as the roof unless the optional chrome finish is specified. So what will it be: a body-color roof with C-pillars in Black or Silver? Or roof and C-pillars all in Black? Or both in Silver? Take your time...



Two colors, Dark Silver and Laser Blue, are exclusive to the MINI Cooper S Clubman.

## Dark Silver



## Laser Blue



\* MINI Cooper Clubman only.




## CHOICES? YES PLEASE. COMPROMISES? NO THANKS.

Why share when everyone can have their own? The elliptical door trim extends to the back of the MINI Clubman as well, where the built-in loudspeakers, storage compartment and armrest enhance comfort, and help create a lounge ambience.



The flat luggage-compartment floor and folding rear seat bench make loading and unloading a breeze. Individual pieces of luggage can be secured to the four lashing eyelets.

The optional MINI navigation system features a 16:9 cm monitor built into the speedometer, which also includes the Radio Boost CD, on-board computer and a speedometer running round the outside. It guides you to your destination using voice instructions, directional arrows and/or on-screen maps.



The optional 6-speed automatic transmission is set up for maximum flexibility. It enables MINI drivers to adapt gear changes to suit their own personal driving style, be it in the balanced D model, the sportier DS mode, or the super sporty S Mode with activated Sport Button.



# STEP INTO YOUR OWN PERSONAL COMFORT ZONE.

Make yourself at home. You can put a personal stamp on your MINI Clubman, by choosing from the enormous variety of upholsteries, interior surfaces and color Line colors on offer.

## UPHOLSTERY




Checkered cloth  
Carbon Black



Ray cloth/leather  
Pacific Blue



Ray cloth/leather  
Rooster Red



Ray cloth/leather  
Hot Chocolate



Leatherette  
Carbon Black



Punch leather  
Carbon Black



Gravity leather  
Tuscan Beige



Lounge leather  
Carbon Black



Lounge leather  
Hot Chocolate

## INTERIOR SURFACES



As standard on MINI  
Cooper Clubman  
Fine White Silver



As standard on  
MINI Cooper S  
Clubman  
Checkered



Piano Black



Fluid Silver



Brushed Alloy



English Oak


## COLOR LINE



Dark Grey



Cream White



Pacific Blue



Mellow Yellow



Rooster Red

	MINI COOPER CLUBMAN	MINI COOPER S CLUBMAN
Aerodynamic package	<input type="checkbox"/>	<input type="checkbox"/>
Airbags: driver/front passenger/side/head airbags	<input checked="" type="checkbox"/>	<input checked="" type="checkbox"/>
Air conditioning/automatic air conditioning	<input type="checkbox"/>	<input type="checkbox"/>
Automatic transmission	<input type="checkbox"/>	<input type="checkbox"/>
Bi-xenon headlights	<input type="checkbox"/>	<input type="checkbox"/>
Bluetooth mobile phone preparation with USB audio interface	<input type="checkbox"/>	<input type="checkbox"/>
Chrome Line Exterior/Chrome Line Interior	<input type="checkbox"/>	<input type="checkbox"/>
Color Line in a choice of five colors	<input type="checkbox"/>	<input type="checkbox"/>
HD Radio	<input type="checkbox"/>	<input type="checkbox"/>
Dynamic Stability Control (DSC)	<input checked="" type="checkbox"/>	<input checked="" type="checkbox"/>
Flat luggage-compartment floor	<input checked="" type="checkbox"/>	<input checked="" type="checkbox"/>
Glass roof with vent function front and rear	<input type="checkbox"/>	<input type="checkbox"/>
Interior surfaces:		
– Checkered		<input checked="" type="checkbox"/>
– Fine White Silver	<input checked="" type="checkbox"/>	
– Piano Black, Brushed Alloy, Fluid Silver, English Oak	<input type="checkbox"/>	<input type="checkbox"/>
Light-alloy rims:		
– 17-inch, 5-Star Pace Spoke design, 205/45 R17		<input type="checkbox"/>
– 16-inch, Bridge Spoke design, 195/55 R16	<input type="checkbox"/>	<input type="checkbox"/>
– 16-inch, 5-Star Blaster design, 195/55 R16	<input type="checkbox"/>	
Manual transmission, 6-speed	<input checked="" type="checkbox"/>	<input checked="" type="checkbox"/>
MINI navigation system with 16:9 monitor	<input type="checkbox"/>	<input type="checkbox"/>
Multifunction option for sport steering wheel in leather	<input type="checkbox"/>	<input type="checkbox"/>
Park Distance Control (PDC)	<input type="checkbox"/>	<input type="checkbox"/>
Radio Boost CD incl. AUX-IN connection	<input checked="" type="checkbox"/>	<input checked="" type="checkbox"/>
Rain sensor plus automatic driving light control	<input type="checkbox"/>	<input type="checkbox"/>
Rear seat bench with two seats	<input checked="" type="checkbox"/>	<input checked="" type="checkbox"/>
Sirius Satellite Radio with lifetime subscription <sup>1</sup>	<input type="checkbox"/>	<input type="checkbox"/>
Sport seats	<input type="checkbox"/>	<input checked="" type="checkbox"/>
Sport suspension	<input type="checkbox"/>	<input type="checkbox"/>
Steering wheels:		
– Multifunction sport steering wheel with wooden rim, 3-spoke design, height and depth-adjustable	<input type="checkbox"/>	<input type="checkbox"/>
– Sport steering wheel in leather, 3-spoke design, height and depth-adjustable	<input type="checkbox"/>	<input type="checkbox"/>
– Steering wheel in leather, 2-spoke design, height and depth-adjustable	<input checked="" type="checkbox"/>	<input checked="" type="checkbox"/>

<sup>1</sup> Sirius Lifetime Subscription remains with the Vehicle.

☒ As standard ☐ Optional



## MINI MOTORING ACCESSORIES.

The **Checkered Flag** design gives the MINI Clubman a unique look. It is available for the **exterior mirrors**, the **rear-view mirror housing**, the **door handles**, the **side scuttles**, and the **roof** (a version is also available for the **glass roof**). **Sport stripes** and **additional headlights** complete the sporty effect.



The **Portable navigation system** will guide you safely to your destination. It features a GPS receiver, voice instructions, touch-screen operation and two and three-dimensional maps, plus an MP3 player, an image viewer and conversion tables. With USB connection, anti-theft protection and lithium ion batteries.



The **roof rack base support system** is made of tough, corrosion-resistant aluminium tubing. Easy to mount, it can support loads of up to 165 lbs and has a usable width of approximately 35 inches. It is compatible with a number of different attachments, allowing the transport of items such as a roof box or bicycles.



Show your true colors, with the **roof flags** for the MINI Clubman. As well as the classic **Union Jack** and **Checkered Flag** designs and **MINI lettering**, you can also opt for **Sport Stripes** in Silver, a visual expression of the car's energy and sportiness. A heliport design (not illustrated) is also available in either Black or White.



The lockable **touring cycle holder** for the roof rack base support system allows a bicycle with a frame diameter of up to 80 mm to be transported on the roof. Up to four touring cycle holders can be mounted with single-key locking.



The **MINI roof box** can easily be mounted on the roof rack base support system, and has a capacity of 12 cubic feet. With central locking for greater convenience.





## TECHNICAL DATA.

ENGINE <sup>1</sup>		MINI COOPER CLUBMAN	MINI COOPER S CLUBMAN
Displacement	cc	1598	1598
Stroke/bore	mm	85.8/77.0	85.8/77.0
Max. output/max. revs	hp/rpm	118/6000	172/5500
Max. torque/revs	ft lbs/rpm	114/4250	177/1600-5000
Compression ratio	:1	11.0	10.5
PERFORMANCE <sup>1</sup>			
Top speed	mph	125	139
Acceleration 0 – 60 mph	sec	8.9	7.0
Acceleration 0 – 1/4 mile	sec	16.9	15.3
FUEL CONSUMPTION			
Tank capacity approx.	gallons	13.2	13.2
TRANSMISSION			
Standard transmission ratios	I/II:1	3.214/1.792	3.308/2.130
	III/IV:1	1.194/0.914	1.483/1.139
	V/VI/R:1	0.784/0.683/3.143	0.949/0.816/3.231
Final drive ratio	:1	4.353	3.647
WEIGHT <sup>1</sup>			
Unladen <sup>2</sup>	lbs	2723	2855
Permitted load	lbs	816	816
Permitted axle load front/back	lbs	1830/1830	1918/1841
Permitted roof load	lbs	165	165
WHEELS			
Tire dimensions front/back		175/65 R 15 84 H	195/55 R 16 87V RSC
Wheel dimensions front/back		5.5 J x 15 light alloy	6.5 J x 16 light alloy
Battery capacity/location	AH	55/engine comp.	55/engine comp.
Alternator output	A	150	150
	W	2100	2100

<sup>1</sup> All figures relate to vehicles with the standard 6-speed manual transmission. Figures in square brackets relate to vehicles with the 6-speed automatic transmission.

<sup>2</sup> The figure quoted includes a 90% tank filling, 150 lbs for the driver and 15 lbs for luggage. Unladen weight applies to vehicles with standard equipment. Optional equipment may increase this figure.

## MINI SERVICE – DESIGNED FOR PEACE OF MIND.

### WARRANTY.\*

At MINI, our commitment to quality and customer satisfaction is clearly demonstrated by a 4-year/50,000-mile New Passenger Car Limited Warranty, and a 12-year/unlimited-mileage warranty against rust and corrosion perforation.

### MINI ROADSIDE ASSISTANCE PROGRAM.\*

The MINI owner experience continues out on the road. You are only a toll-free call away. MINI's Roadside Assistance Program is available 24 hours a day anywhere in the United States, Canada and Puerto Rico.

The program offers Emergency Service Calls (Battery boost, fitting of the spare tire, free delivery to a vehicle out of gas, lock-out service, towing), Trip interruption Benefits, Traffic Accident Services & Benefits and Travel Planning Services.


### FULL MAINTENANCE.\*

Included as standard in the price of your vehicle is Full Scheduled Maintenance. This service is included for 3 years/36,000 miles and is determined by the service interval indicator.

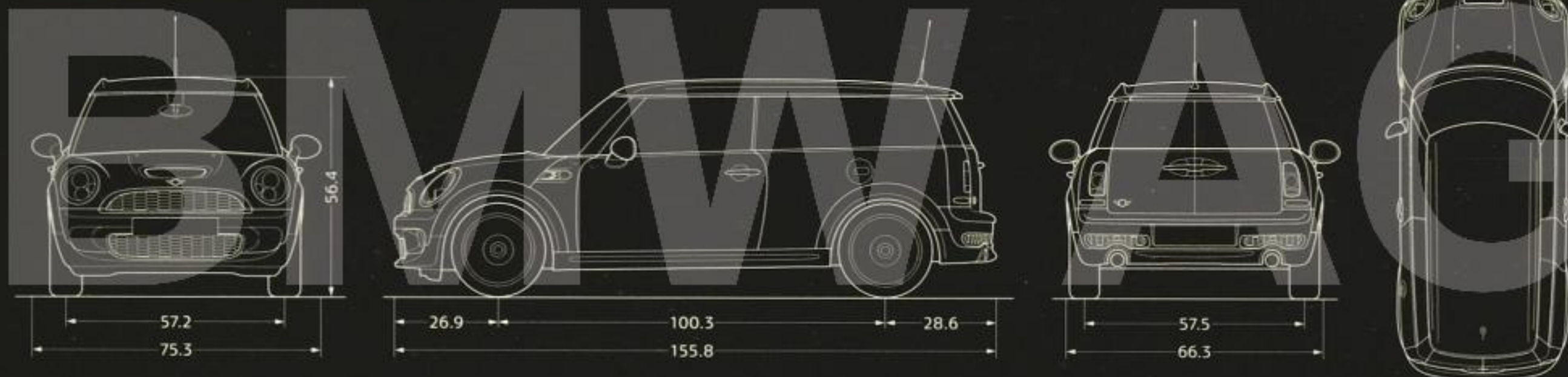
\*For a list of terms and conditions for all the good stuff above, visit [MINIUSA.com](http://MINIUSA.com)



## MINI COOPER CLUBMAN.



## MINI COOPER S CLUBMAN.



All figures in inches.

© 2007 MINI, a division of BMW NA, LLC. The MINI name and logo are registered trademarks. All illustrations and specifications are based on the latest product information. MINI reserves the right to make changes without notice. The model year designation on any particular model may be longer or shorter than 12 months. Some vehicles pictured may contain non U.S. and/or optional equipment.

Performance data is based on BMW AG test results. Actual acceleration results may vary, depending on specification of vehicle, road and environmental conditions, testing procedures and driving style.

See your authorized MINI dealer for complete terms and conditions on warranty and full maintenance. Full maintenance covers all factory-recommended maintenance, as determined by the service interval indicator for 3 years or 36,000 miles, whichever comes first.